
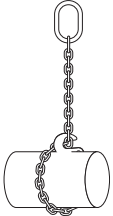
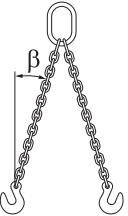
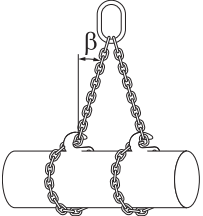
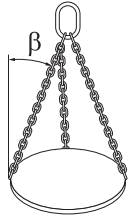
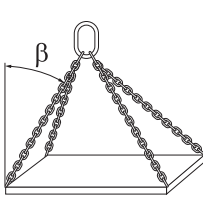


## GÜTEKLASSE 12

	I-Strang-Ketten		II-Strang-Ketten				III- + IV-Strang-Ketten	
								
Neigungswinkel $\beta$	–	–	0° – 45°	45° – 60°	0° – 45°	45° – 60°	0° – 45°	45° – 60°
Lastfaktor	1	0,8	1,4	1	1,12	0,8	2,1	1,5
Kette $\varnothing$	Tragfähigkeit in kg							
7	2.360	1.900	3.350	2.360	2.650	1.900	5.000	3.350
8	3.000	2.360	4.250	3.000	3.350	2.360	6.300	4.500
10	5.000	4.000	7.100	5.000	5.600	4.000	10.600	7.500
13	8.000	6.300	11.200	8.000	9.000	6.300	17.000	11.800
16	12.500	10.000	17.500	12.500	14.000	10.000	26.500	19.000